

















Spiritual Lhasa with Hiking from Ganden to Yamado - 8 Days

This 8-day journey takes you to discover the rich history and profound culture in magnificent Lhasa. Besides, you could also get a chance to go hiking and experience the natural beauty in the mysterious Tibet which will sure to fascinate you.

Date	Destinations	Attractions, Meals & Transport
1	Spotlight Service:	
2	Day 1 Lhasa	 airport-hotel transfer in Lhasa
3	Day 2 Lhasa	 breakfast, lunch  Jokhang Temple, Barkhor Street, Norbulingkha The Jokhang Temple, which commemorates the marriage of Tang princess Wencheng to King Songtsen Gampo, earns the reputaiton as the first Buddhist temple in Tibet. The Barkhor Street, Lhasa's old market, is full of vendors selling their wares. The smell of Yak butter is wafting in the air and hundreds of pilgrims are moving in a clockwise direction. The Norbulingkha is the summer palace of the Dalai Lama.
4	Day 3 Lhasa	 breakfast, lunch  Drepung Monastery, Sera Monastery Founded in the year 1416, the Drepung Monastery is recognized as the world's largest monastery housing over 10,000 monks. The Sera Monastery, one of the three most distinguished monasteries in Lhasa, is famous for its tantric teachings.
5	Day 4 Lhasa – Gandan Monastery (by automobile) – Drushi Village (Hiking)	 private transfer from Lhasa to Gandan Monastery  breakfast, lunch, dinner  Today, take a 2-hour car ride and explore the Ganden Monastery , one of the three greatest Buddhist monasteries in Tibet. A visit to Ganden Monastery is incomplete without walking its 1.5-hour long pilgrimage route. After lunch, you will start to hike from Ganden Monastery (3,900 meters in height) and follow the trail rising to the Drushi Village . During the way, you will reach to the Gandan pasture and Gandan Pass, where is a best point to appreciate an inspiring view of Gandan Monastery. Today's trekking takes about 3-4 hours to arrive at Drushi Village. Enjoy your dinner in the tranquil village. Overnight in camp (3,700 meters above sea level)

6	Day 5 Drushi Village – Yamado Village (Hiking)	 breakfast, lunch, dinner  Today's journey is trekking from Drushi Village to Yamado Village (about 4-5 km in length). Around noon, you will arrive at the camp in Yamado, where is the best place to make camp nearby. After a memorable lunch in the highest place of the world, you could visit herdsman's tent, experience their life and taste local snacks. You could also enjoy a peaceful afternoon appreciating the charming landscape of the snow capped mountain and grassland. Overnight in camp (4,400 meters above sea level)
7	Day 6 Yamado Village – Drushi Village (Hiking) – Lhasa (by automobile)	 private transfer from Drushi Village to hotel in Lhasa  breakfast, lunch  In the morning, take a trek back to Drushi Village. You can enjoy the stunning views of the highest peaks in the world along the way. In the afternoon, take a car ride back to Lhasa and transfer to your hotel.
8	Day 7 Lhasa	 breakfast, lunch  Potala Palace The Potala Palace, which used to be the residence of the Dalai Lama and seat of the Tibetan government, is currently converted into a museum. It is comprised of over 200,000 statues, temples, shrines, and historical Tibetan relics.
9	Day 8 Lhasa	 hotel - airport transfer in Lhasa  breakfast

About Tibet Travel Permits:

1. All foreign travelers are required to have the Tibet Travel Permit (or Tibet Permit, Tibet Entry Permit) in hand before entering Tibet. The Tibet Travel Permit is issued by Tibet Administration to the authorized travel agencies, but not to individual travelers directly.
2. CITS handle Tibet Permit application for guests who booked Tibet tour package from us. Travelers can either take a tailored private tour or join in a group tour. The tour package should include services of tour guide, automobile, sightseeing & accommodation. Please be advised that we do NOT offer “permit-only” service.
3. The Tibet Permit needs to be applied **at least 20 days** prior to arrival in Tibet, so we suggest travelers send the tour inquiry **at least 30 days** in advance.
4. The general travel information (including tour dates, travelers' personal information, destinations in Tibet...) will be attached to the Tibet Permit, so the travel itinerary could not be changed once the tour is confirmed.
5. All travelers can get Tibet Permit through an authorized travel agency except diplomats, journalists, and government officials who should travel to Tibet under the arrangement by the Foreign Affairs Office of Tibet Government.

How to book a Tibet tour with Tibet Travel Permit:

Step1: Traveler sends a travel inquiry to CITS.

Step 2: CITS travel counselor sends you an itinerary and quote. We are pleased to make any changes as per your request before you are completely satisfied with the tour proposal.

Step 3: Book the tour and make the payment via bank transfer or PayPal. Payment needs to be received by us at least 20 days

before your arrival.

Step 4: Send us the following document & information:

- A scanned copy of your passport (photo page);
- A scanned copy of your China visa (tourist visa);
- All travelers' information including full names, gender, date of birth, passport number, nationality and occupation;

Step 5: Your travel counselors will confirm the tour and send you an email attached with the confirmation & voucher.

Step 6: When you leave for Lhasa you will need to show the original copy of the Tibet permit when checking in at the airport or railway station. The permit will be delivered to our local office in the departure city. You will need to pick it up from the local office. If you booked the land service at that city, our guide will pass the permit to you.

Tour Includes :

- Private tour guide
- Private air-conditioned car or coach
- Land transfers between airport or railway station and hotel
- Entrance tickets as listed
- Chinese lunch and dinner as listed
- Centrally located hotels with breakfast
- Essential equipments and service during your hiking journey (include tent, air mattress, luggage delivery, chef service and catering, and so on)
- Tibet Travel Permit
- Service charge & government taxes

Tour Excludes :

- Flight or train ticket
- Personal expenses such as laundry, drinks, phone bills, optional activities
- Tips for guides and drivers
- China Visa
- Travel insurance

About Shopping or No-shopping Tours

Since October, 2013, CITS offers truly alternative prices of tours with or without shopping. Exceptionally, some tours only have one type price, such as seat-in-coach, hiking, self-driving and luxury tours, etc. [Click here know more details.](#)
