



Info@cits.com.cn



+86-10-65222991

Mount Everest Expedition - Group Tour - 7 Days

This 7-day group tour highlights the remarkable attractions in Tibet, especially including an expedition to the Mount Everest. You will follow the steps of the pilgrims and feast your eyes on the amazing natural beauty on the Tibetan Plateau.







Spotlight









Best-selected route: top attractions in Lhasa, Gyantse, and Shigatse

Once-in-a-life-time expedition: Mount Everest, the roof of the world

Guaranteed departure: start on every Tuesday with minimum 2 travelers

Worry-free service: comfortable all-inclusive package

Date	Destinations	Attractions, Meals & Transport
1	Day 1 (Tue) Lhasa	 airport-hotel transfer in Lhasa
2	Day 2 (Wed) Lhasa	 breakfast  Potala Palace, Sera Monastery The Potala Palace, which used to be the residence of the Dalai Lama and seat of the Tibetan government, is currently converted into a museum. It is comprised of over 200,000 statues, temples, shrines, and historical Tibetan relics. The Sera Monastery, one of the three most distinguished monasteries in Lhasa, is famous for its tantric teachings.
3	Day 3 (Thu) Lhasa - Yamdrok Tso - Gyantse - Shigatse (360km, 7 hours' driving)	 transfer of Lhasa/Gyantse/Shigatse  breakfast  Yamdruktso Lake The Yamdruktso Lake, one of the three largest sacred lakes in Tibet, will show you beautiful snow-capped mountains and numerous clear streams.
4	Day 4 (Fri) Shigatse - Shelkar (240km, 5 hours' driving)	 transfer from Shigatse to Shelkar  breakfast  Tashilhunpo Monastery The Tashilhunpo Monastery is the traditional seat of successive Panchen Lamas and there are nearly 800 lamas in the monastery nowadays.

5	Day 5 (Sat) Shelkar - Mount Everest Base Camp - Shelkar (100km, 2 hour' driving)	 breakfast  Rongbuk Monastery, Everest Base Camp The Rongbuk Monastery is the world's highest monastery lying at the foot of Mt. Everest. The views of the Everest's north face from this vantage point are amazing. Early morning, take a car ride to the Everest Base Camp, where you can enjoy the natural wonder of the highest peak in the world.
6	Day 6 (Sun) Shelkar - Lhasa (520km, 10 hour' driving)	 transfer from Shelkar to Lhasa  breakfast  Today, take a very long car ride back to Lhasa. You will not get bored because you would enjoy the beautiful scenery of traditional villages, herds of yak, and rivers on the Tibetan Plateau along the way. Arrive at Lhasa and transfer to the hotel.
7	Day 7 (Mon) Lhasa	 hotel - airport transfer in Lhasa  breakfast  Service ends.

Tour Dates:

From April to November

Guaranteed departure on every Tuesday based on minimum of 2 travelers

About Tibet Travel Permits:

1. All foreign travelers are required to have the Tibet Travel Permit (or Tibet Permit, Tibet Entry Permit) in hand before entering Tibet. The Tibet Travel Permit is issued by Tibet Administration to the authorized travel agencies, but not to individual travelers directly.
2. CITS handle Tibet Permit application for guests who booked Tibet tour package from us. Travelers can either take a tailored private tour or join in a group tour. The tour package should include services of tour guide, automobile, sightseeing & accommodation. Please be advised that we do NOT offer "permit-only" service.
3. The Tibet Permit needs to be applied **at least 20 days** prior to arrival in Tibet, so we suggest travelers send the tour inquiry **at least 30 days** in advance.
4. The general travel information (including tour dates, travelers' personal information, destinations in Tibet...) will be attached to the Tibet Permit, so the travel itinerary could not be changed once the tour is confirmed.
5. All travelers can get Tibet Permit through an authorized travel agency except diplomats, journalists, and government officials who should travel to Tibet under the arrangement by the Foreign Affairs Office of Tibet Government.

How to book a Tibet tour with Tibet Travel Permit:

Step1: Traveler sends a travel inquiry to CITS.

Step 2: CITS travel counselor sends you an itinerary and quote. We are pleased to make any changes as per your request before you are completely satisfied with the tour proposal.

Step 3: Book the tour and make the payment via bank transfer or PayPal. Payment needs to be received by us at least 20 days before your arrival.

Step 4: Send us the following document & information:

- A scanned copy of your passport (photo page);

- A scanned copy of your China visa (tourist visa);
- All travelers' information including full names, gender, date of birth, passport number, nationality and occupation;

Step 5: Your travel counselors will confirm the tour and send you an email attached with the confirmation & voucher.

Step 6: When you leave for Lhasa you will need to show the original copy of the Tibet permit when checking in at the airport or railway station. The permit will be delivered to our local office in the departure city. You will need to pick it up from the local office. If you booked the land service at that city, our guide will pass the permit to you.

Tour Includes :

- English-speaking guide
- Air-conditioned coach or van
- Land transfers between airport or railway station and hotel
- Entrance tickets as listed
- 3 star hotels in Lhasa and Gyantse, 2 star hotel in Shelkar with daily breakfasts
- Tibet Travel Permit
- Service charge & government taxes

Tour Excludes :

- Lunch or dinner
- Flight or train ticket
- Personal expenses such as laundry, drinks, phone bills, optional activities
- Tips for guides and drivers
- Chinese Visa
- Travel insurance

About Shopping or No-shopping Tours

Since October, 2013, CITS offers truly alternative prices of tours with or without shopping. Exceptionally, some tours only have one type price, such as seat-in-coach, hiking, self-driving and luxury tours, etc. [Click here know more details.](#)
